





**Namaste English**  
**Mastery Course on Active and Passive**  
**By Santosh Sir**


**Mastery Course**  
**on**  
**Active and Passive Voice**

 **16 Live Classes**

 **Class PDFs**

 **QUIZZES**

 **Daily Practice**

  
**By Santosh Sir**

**From Basic to Advance level**

# Active and Passive Voice

## Day 7



### Introduction to the course

- ❖ It's important that we have the knowledge of Active and Passive Voice along with the knowledge of tenses. So, this time we have brought a special course for you all.
- ❖ In this course you will get mastery on Voice.
- ❖ Your spoken part will improve.
- ❖ Your written part will be rhetoric, after you have attended all the sessions of this course.

# Changing Past Perfect Tense into Passive Voice

## Past perfect tense

Active voice: **Subject + had + past participle form of the verb + object**

Passive voice: **Object of the active sentence + had + been + past participle form of the verb + by + subject of the active sentence**

I had cooked food.  
Food had been cooked by me.

They had shifted their house.  
Their house had been shifted by them.

## How to change the negative sentence into Passive Voice

Active: I **had not listened** to him.  
Passive: He **had not been listened to** by me.

Active: I **had never experienced** such difficulty.  
Passive: Such difficulty **had never been experienced** by me.

Active: I **had finished** my work.  
Passive: My work **had been finished** by me.

Active: I **had written** a letter.  
Passive: A letter **had been written** by me.

Active: He **had given** a lecture.  
Passive: A lecture **had been given** by him.

## Changing an interrogative sentence into the passive

Active: **Had** she **invited** them?

Passive: **Had** they **been invited** by her?

Active: **Had** she **prepared** dinner?

Passive: **Had** dinner **been prepared** by her?

Active: **Why had** he **given** a lecture?

Passive: **Why had** a lecture **been given** by him?

## About the Instructor

Santosh Sen (B.Ed. in English, University of Delhi)

Santosh Sir has wide teaching experience of more than 5 years in English Language and Literature. He is an ex-faculty of Exam Mitra Institute, Delhi. Students have known him as a teacher who makes English Learning easy by his short methods and tricks.

**Online Link:** On Namaste English Android App at  
<https://namasteenglish.page.link/hp>

After installing app, click on website link:  
<https://namaste-english.com/video-courses/mastery-course-on-active-&-passive-voice-by-santosh-sir-courses-0472b2b889be4a08955a2b6bab8d31f9.html>